

KETLEY**BRICK****Bricks, Slips and Pavers**

Ketley Special Shape Bricks

from the Blue Brick company

Ketley Brick Company Ltd

Dreadnought Works, Pensnett, Brierley Hill, West Midlands, DY5 4TH

Tel: 01384 78361 Fax: 01384 74553

Email: sales@ketley-brick.co.uk Web: www.ketley-brick.co.uk

Contents

	BS4729 2005	PAGE
BONDING BRICKS	GROUP BD	3
COPINGS AND CAPPINGS	GROUP CP	4
BULLNOSE BRICKS	GROUP BN	5
ANGLE AND CANT BRICKS	GROUP AN	9
PLINTH BRICKS	GROUP PL	12
ARCH BRICKS	GROUP AR	14
RADIAL BRICKS	GROUP RD	14
BRICK SLIPS	GROUP SL	14
SOLDIER BRICKS	GROUP SD	15
NON STANDARD CUBOID BRICKS AND CREASING TILES	GROUP NS	15
TECHNICAL SPECIFICATION		16

Note:

Reference numbers used for special bricks relate to those used in BS 4729:2005 +A1:2016, the supporting standard for the European Standard EN771-1, this is a revision of the BS 4729:1990, which is withdrawn.

Ketley Brick Company has a century of tradition manufacturing Staffordshire blue bricks and pavers. Where quality is paramount Ketley blue material can be seen enhancing the grand civic buildings, railways and canal systems constructed by Victorian architects and in the modern quality brickwork details now regularly seen in supermarkets, industrial parks, dockland redevelopment and urban renewal schemes. Ketley materials blend in both the traditional and modern environment.

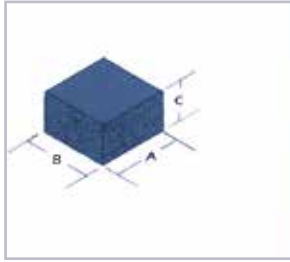
Ketley Bricks are Class A certified, and have outstanding performance characteristics. Because special shaped bricks are generally used in situations of severe exposure such as copings and cills, powerful resistance to water penetration and high durability has always been essential. Ketley brick products have stood the ultimate test, the test of time. In the early part of the century their blue colour was regarded as the stamp of strength and durability. Further specification details can be found on page 16.

Apart from their high physical performance the permanent colour of Ketley specials in either red or blue enhances feature brickwork in any situation.

All special bricks are available from Ketley and those in common use are held in stock. All Ketley special bricks are fired together with our squares, ensuring the colour is consistent across the range.

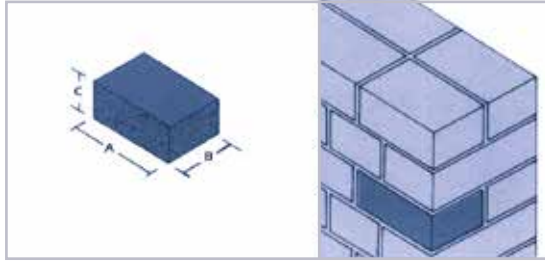
Orders for purpose made specials are always welcome at Ketley. A simple three dimensional drawing indicating dimensions and exposed faces can be discussed with our experienced representatives or submitted direct to works. Special tooling will inevitably be reflected in both time for manufacture and cost and we recommend that discussion of purpose made specials is undertaken early in the project. It is always preferable to use standard specials where possible and to keep the manufacturing size of "special" specials to a minimum. Our representatives welcome the opportunity to be included in design discussion.

BD.1.1
Half bat (snap header)



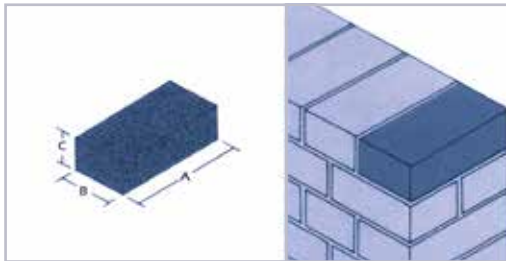
TYPE No.	A	B	C
BD.1.1	102	102	65

BD.1.2
Three-quarter bat



TYPE No.	A	B	C
BD.1.2	159	102	65

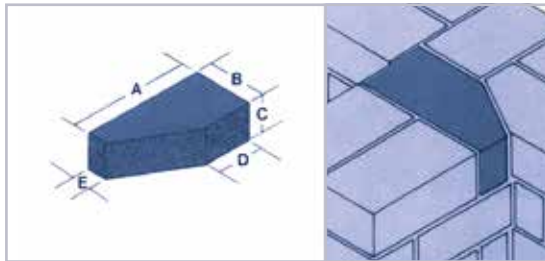
BD.1.3
Standard brick faced on bed surface



TYPE No.	A	B	C
BD.1.3	215	102	65

Note:
Faced on 2 headers, 1 stretcher and 1 bed. Tolerances as specified in BS 3921.

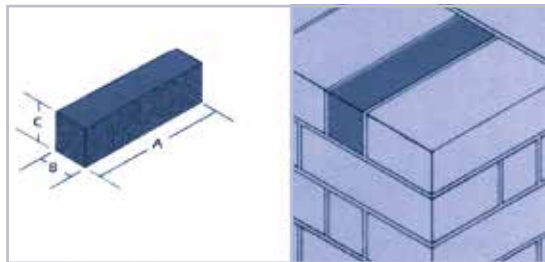
BD.2
King closer



TYPE No.	A	B	C	D	E
BD.2	215	102	65	102	46

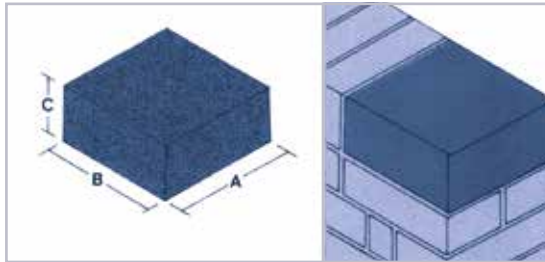
Note:
Faced to allow use as cill brick.

BD.3
Queen closer



TYPE No.	A	B	C
BD.3	215	46	65

BD.4
215mm Stop end

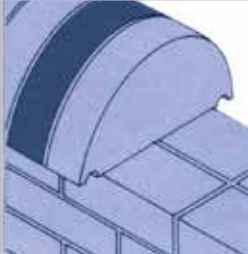
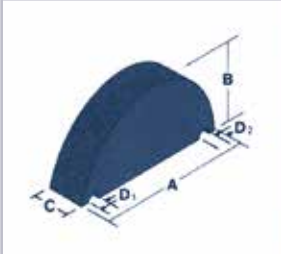


TYPE No.	A	B	C
BD.4.1	215	159	102
BD.4.2	215	159	65
BD.4.3	215	215	102
BD.4.4	215	215	65

Note:
Faced on 3 stretchers and 1 bed.

GROUP CP COPINGS AND CAPPINGS

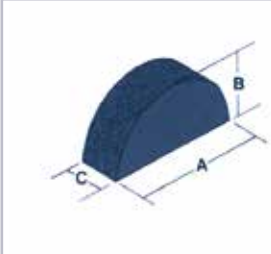
CP.1.1 Half round coping



TYPE No.	A	B	C	D ¹	D ²
CP.1.1	305	153	65	13	15

Only available in small quantities.

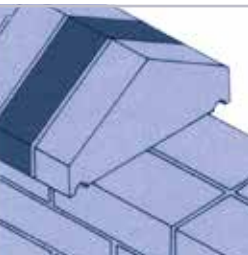
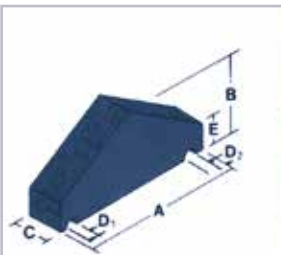
CP.1.2 Half round capping



TYPE No.	A	B	C
CP.1.2	215	108	65

Note:
T pieces and stopends available for CP.1.2 and CP.2.2

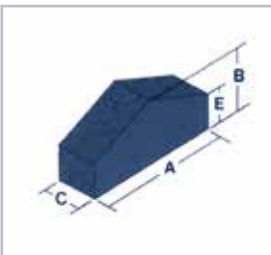
CP.2.1 Saddleback coping



TYPE No.	A	B	C	D ¹	D ²	E
CP.2.1	305	153	65	13	15	50

Only available in small quantities.

CP.2.2 Saddleback capping



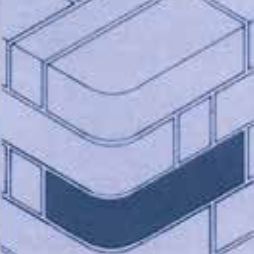
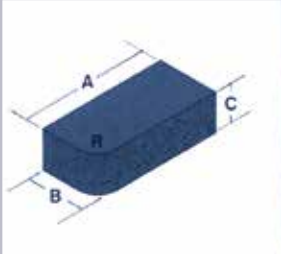
TYPE No.	A	B	C	E
CP.2.2	215	123	65	50



Blue double bullnose bricks create detail on this wall which is capped with blue half round copings.

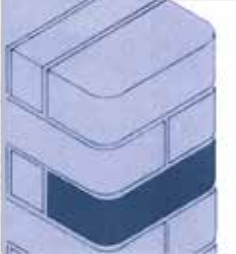
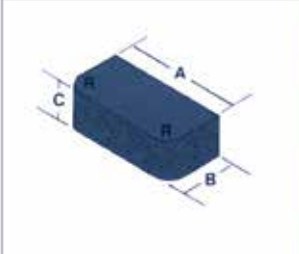
GROUP BN BULLNOSE BRICKS

BN.1
Single bullnose



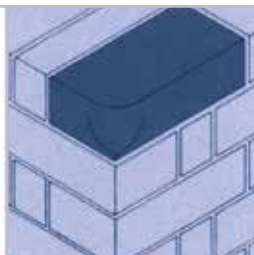
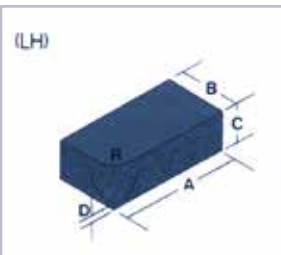
TYPE No.	A	B	C	R
BN.1.1	215	102	65	25
BN.1.2	215	102	65	51

BN.2
Double bullnose



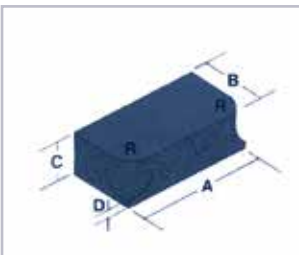
TYPE No.	A	B	C	R
BN.2.1	215	102	65	25
BN.2.2	215	102	65	51

BN.3
Single bullnose stop (left and right hand)



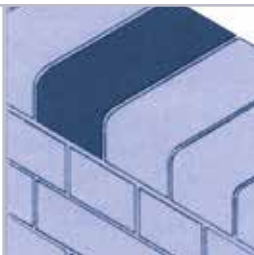
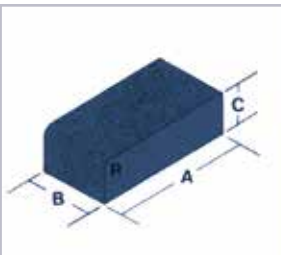
TYPE No.	A	B	C	D	R
BN.3.1	215	102	65	25	25
BN.3.2	215	102	65	25	51

BN.4
Double bullnose stop



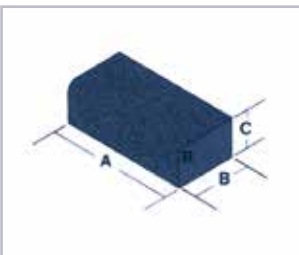
TYPE No.	A	B	C	D	R
BN.4.1	215	102	65	25	25
BN.4.2	215	102	65	25	51

BN.5
Single bullnose header on flat



TYPE No.	A	B	C	R
BN.5.1	215	102	65	25
BN.5.2	215	102	65	51

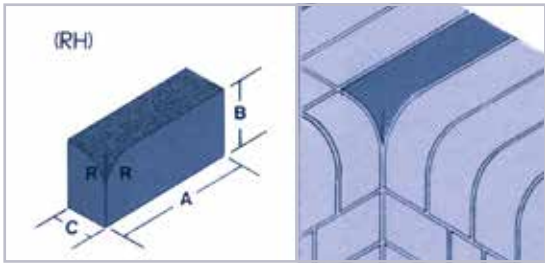
BN.6
Single bullnose stretcher on flat



TYPE No.	A	B	C	R
BN.6.1	215	102	65	25
BN.6.2	215	102	65	51

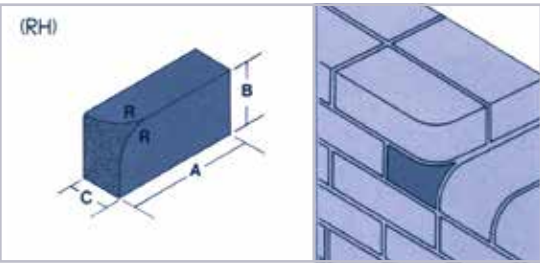
GROUP BN BULLNOSE BRICKS

BN.7 Single bullnose internal return, stretcher faced (left and right hand)



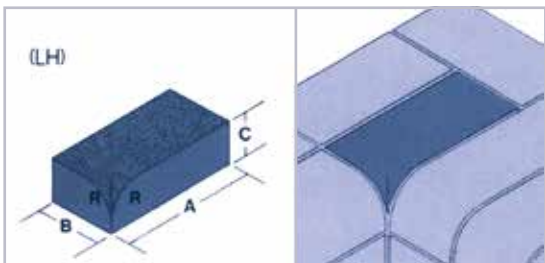
TYPE No.	A	B	C	R
BN.7.1	215	102	65	25
BN.7.2	215	102	65	51
BN.7.3	215	102	215	25
BN.7.4	215	102	215	51

BN.8 Single bullnose internal return, header faced (left and right hand)



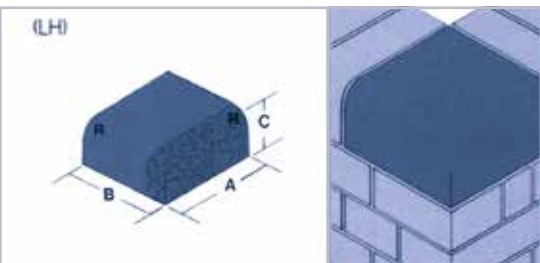
TYPE No.	A	B	C	R
BN.8.1	215	102	65	25
BN.8.2	215	102	65	51
BN.8.3	215	102	102	25
BN.8.4	215	102	102	51

BN.9 Bullnose internal return, flatfaced (left and right hand)



TYPE No.	A	B	C	R
BN.9.1	215	102	65	25
BN.9.2	215	102	65	51

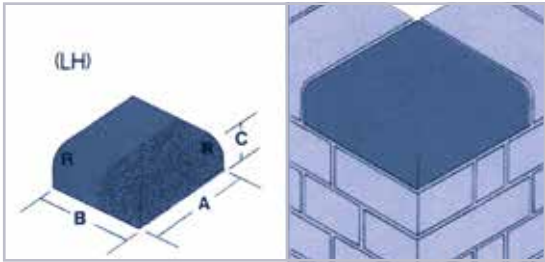
BN.10 Bullnose external return on edge (left and right hand)



TYPE No.	A	B	C	R
BN.10.1	215	65	102	25
BN.10.2	215	65	102	51
BN.10.3	215	215	102	25
BN.10.4	215	215	102	51

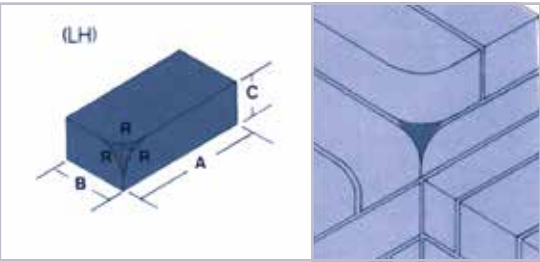
Note:
Can be made square or radius on bed.

BN.11 Bullnose external return on flat (left and right hand)



TYPE No.	A	B	C	R
BN.11.1	215	102	65	25
BN.11.2	215	102	65	51
BN.11.3	215	215	65	25
BN.11.4	215	215	65	51

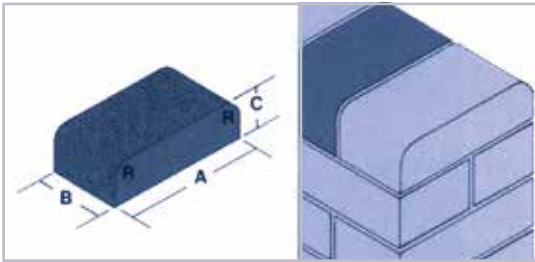
BN.12 Bullnose mitre (left and right hand)



TYPE No.	A	B	C	R
BN.12.1	215	102	65	25
BN.12.2	215	102	65	51

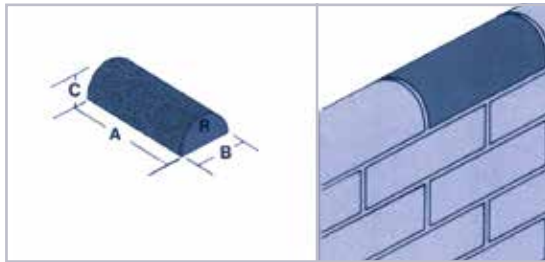
GROUP BN BULLNOSE BRICKS

BN.13
Bullnose double header on flat



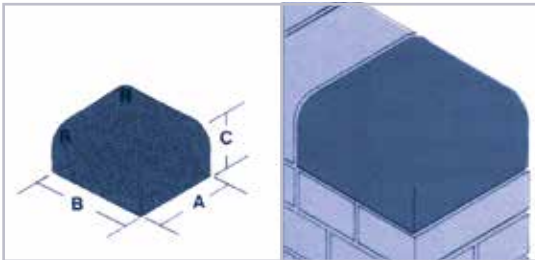
TYPE No.	A	B	C	R
BN.13.1	215	102	65	25
BN.13.2	215	102	65	51

BN.14
Bullnose double stretcher on flat



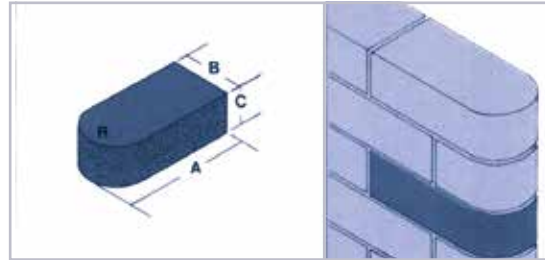
TYPE No.	A	B	C	R
BN.14.1	215	102	65	25
BN.14.2	215	102	65	51

BN.15 Stop end to double bullnose on edge and to bullnose double header on flat (square corners on bed)



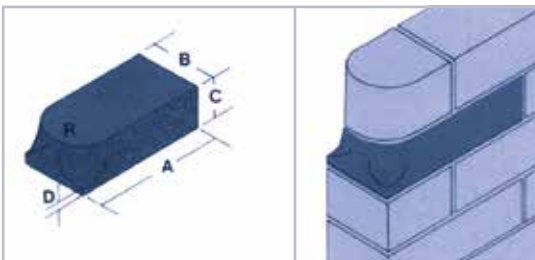
TYPE No.	A	B	C	R
BN.15.1	215	159	102	25
BN.15.2	215	159	102	51
BN.15.3	215	215	102	25
BN.15.4	215	215	102	51
BN.15.5	215	159	65	25
BN.15.6	215	159	65	51
BN.15.7	215	215	65	25
BN.15.8	215	215	65	51

BN.16
Cownose



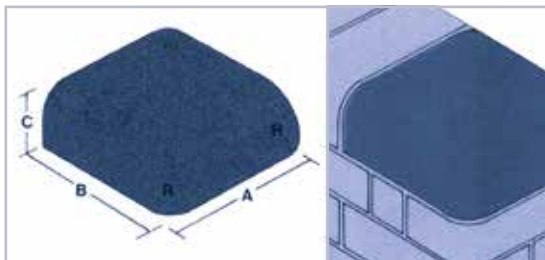
TYPE No.	A	B	C	R
BN.16.1	215	102	65	25
BN.16.2	215	102	65	51

BN.17
Cownose stop



TYPE No.	A	B	C	R
BN.17.1	215	102	65	25
BN.17.2	215	102	65	51

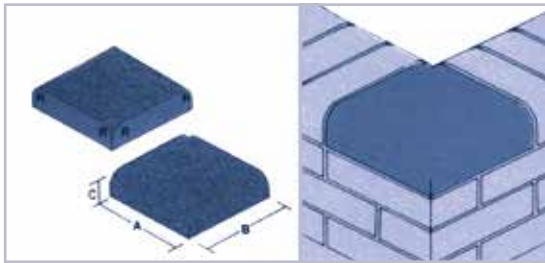
BN.18 Stop end to double bullnose on edge and to bullnose double header on flat (rounded corners on bed)



TYPE No.	A	B	C	R
BN.18.1	215	159	102	25
BN.18.2	215	159	102	51
BN.18.3	215	215	102	25
BN.18.4	215	215	102	51
BN.18.5	215	159	65	25
BN.18.6	215	159	65	51
BN.18.7	215	215	65	25
BN.18.8	215	215	65	51

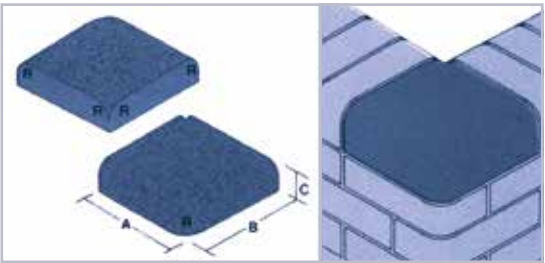
GROUP BN BULLNOSE BRICKS

BN.19 External return to double bullnose on edge and to bullnose double header on flat (square corners on bed)



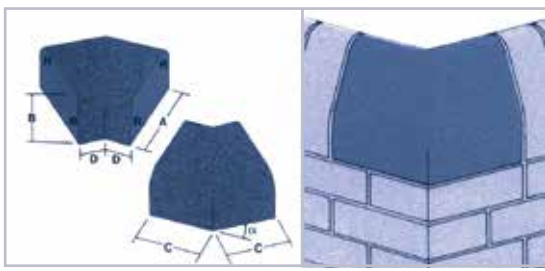
TYPE No.	A	B	C	R
BN.19.1	215	215	102	25
BN.19.2	215	215	102	51
BN.19.3	215	215	65	25
BN.19.4	215	215	65	51

BN.20 External return to double bullnose on edge and to bullnose double header on flat (rounded corners on bed)



TYPE No.	A	B	C	R
BN.20.1	215	215	102	25
BN.20.2	215	215	102	51
BN.20.3	215	215	65	25
BN.20.4	215	215	65	51

BN.21 Double bullnose external angle to double bullnose on edge and to bullnose double header on flat



TYPE No.	A	B	C	D	R	α
BN.21.1	215	102	159	101	25	30°
BN.21.2	215	102	159	101	51	30°
BN.21.3	215	65	159	101	25	30°
BN.21.4	215	65	159	101	51	30°
BN.21.5	215	102	159	70	25	45°
BN.21.6	215	102	159	70	51	45°
BN.21.7	215	65	159	70	25	45°
BN.21.8	215	65	159	70	51	45°
BN.21.9	215	102	159	35	25	60°
BN.21.10	215	102	159	35	51	60°
BN.21.11	215	65	159	35	25	60°
BN.21.12	215	65	159	35	51	60°



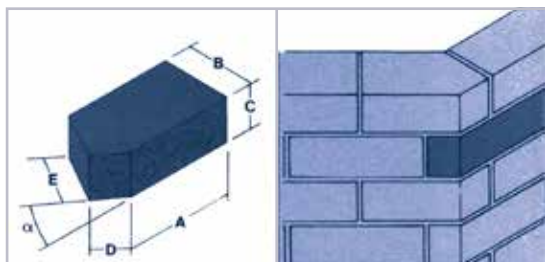
Single cant external return in Staffordshire blue

Blue half round cappings at Scunthorpe in a refurbishment scheme for Northern Countries Housing Association. Architects: Michael Hyde & Associates



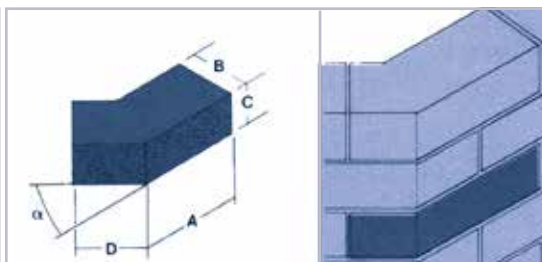
GROUP AN ANGLE AND CANT BRICKS

AN.1
Squint



TYPE No.	A	B	C	D	E	α
AN.1.1	164	102	65	51	89	30°
AN.1.2	164	102	65	51	94	45°
AN.1.3	164	102	65	51	117	60°

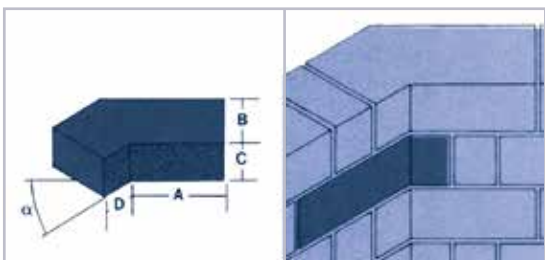
AN.2
External angle



TYPE No.	A	B	C	D	α
AN.2.1	159 ¹⁾	102	65	102	30°
AN.2.2	159 ¹⁾	102	65	102	45°
AN.2.3	159 ¹⁾	102	65	102	60°
AN.2.4	215 ²⁾	102	65	102	30°
AN.2.5	215 ²⁾	102	65	102	45°
AN.2.6	215 ²⁾	102	65	102	60°

1) Suitable for quarter bond without cutting.
2) Suitable for half bond without cutting.

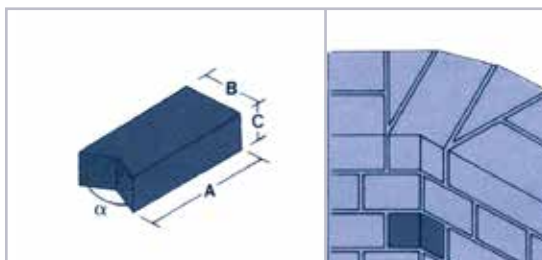
AN.3
Internal angle (dog leg)



TYPE No.	A	B	C	D	α
AN.3.1	164 ²⁾	102	65	51	30°
AN.3.2	164 ²⁾	102	65	51	45°
AN.3.3	164 ²⁾	102	65	51	60°
AN.3.4	159 ¹⁾	102	65	102	30°
AN.3.5	159 ¹⁾	102	65	102	45°
AN.3.6	159 ¹⁾	102	65	102	60°
AN.3.7	215 ²⁾	102	65	102	30°
AN.3.8	215 ²⁾	102	65	102	45°
AN.3.9	215 ²⁾	102	65	102	60°

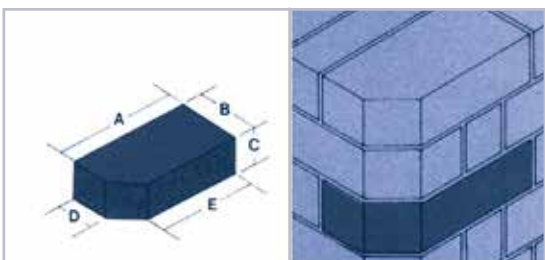
1) Suitable for quarter bond without cutting.
2) Suitable for half bond without cutting.

AN.4
Birdsmouth



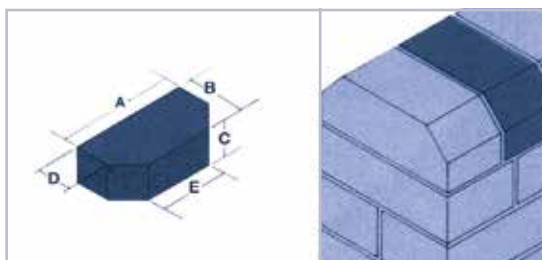
TYPE No.	A	B	C	α
AN.4.1	215	102	65	120°
AN.4.2	215	102	65	135°
AN.4.3	215	102	65	150°

AN.5
Single cant



TYPE No.	A	B	C	D	E
AN.5.1	215	102	65	46	159
AN.5.2	215	102	65	60	173

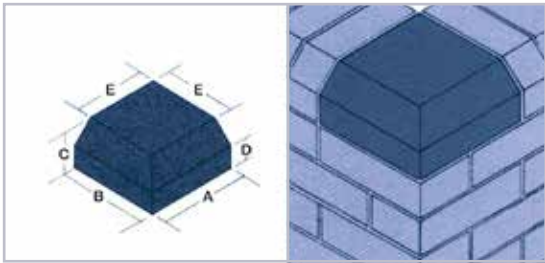
AN.6
Double cant



TYPE No.	A	B	C	D	E
AN.6.1	215	102	65	46	103
AN.6.2	215	102	65	60	131

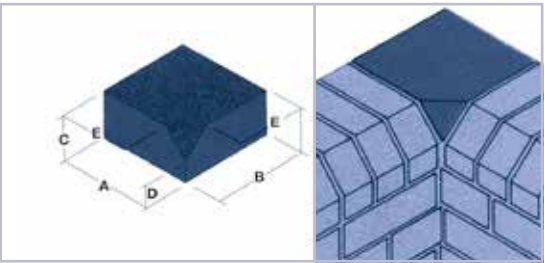
GROUP AN ANGLE AND CANT BRICKS

AN.7
Single cant external return



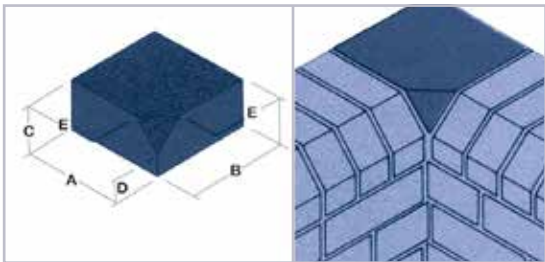
TYPE No.	A	B	C	D	E
AN.7.1	215	215	102	46	159
AN.7.2	215	215	102	60	173

AN.8 Single cant internal return with internal mitre (square external corner on bed)



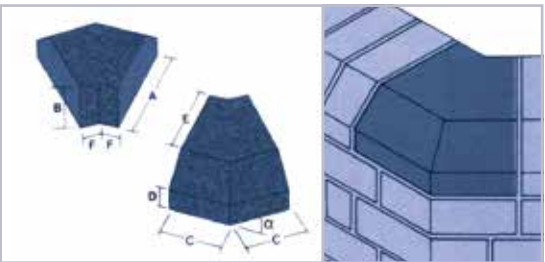
TYPE No.	A	B	C	D	E
AN.8.1	215	215	102	46	159
AN.8.2	215	215	102	60	173

AN.9 Single cant internal return with internal slope (square external corner on bed)



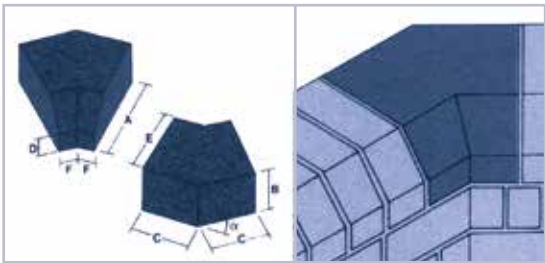
TYPE No.	A	B	C	D	E
AN.9.1	215	215	102	46	159
AN.9.2	215	215	102	60	173

AN.10
Single cant external angle



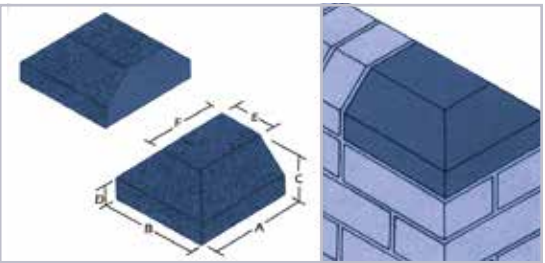
TYPE No.	A	B	C	D	E	F	α
AN.10.1	215	102	159	46	159	101	30°
AN.10.2	215	102	159	60	173	101	30°
AN.10.3	215	102	159	46	159	70	45°
AN.10.4	215	102	159	60	173	70	45°
AN.10.5	215	102	159	46	159	35	60°
AN.10.6	215	102	159	60	173	35	60°

AN.11
Single cant internal angle



TYPE No.	A	B	C	D	E	F	α
AN.11.1	215	102	159	46	159	101	30°
AN.11.2	215	102	159	60	173	101	30°
AN.11.3	215	102	159	46	159	70	45°
AN.11.4	215	102	159	60	173	70	45°
AN.11.5	215	102	159	46	159	35	60°
AN.11.6	215	102	159	60	173	35	60°

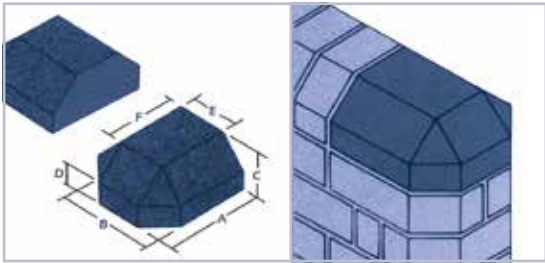
AN.12
Double cant stop end (square corners on bed)



TYPE No.	A	B	C	D	E	F
AN.12.1	215	215	102	46	103	159
AN.12.2	215	215	102	60	131	173

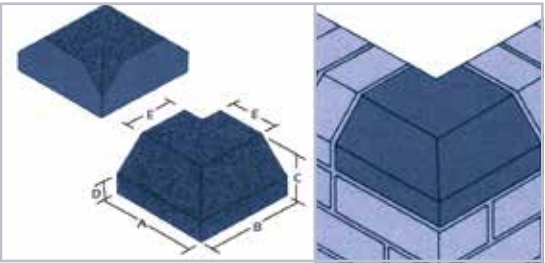
GROUP AN ANGLE AND CANT BRICKS

AN.13
Double cant stop end (canted corners on bed)



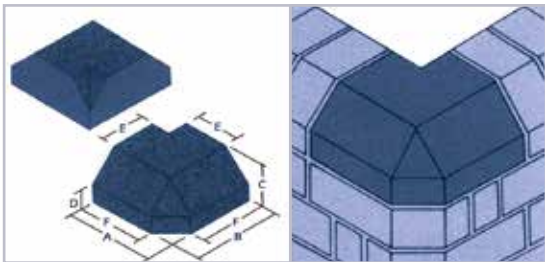
TYPE No.	A	B	C	D	E	F
AN.13.1	215	215	102	46	103	159
AN.13.2	215	215	102	60	131	173

AN.14 Double cant external return with internal mitre (square corners on bed)



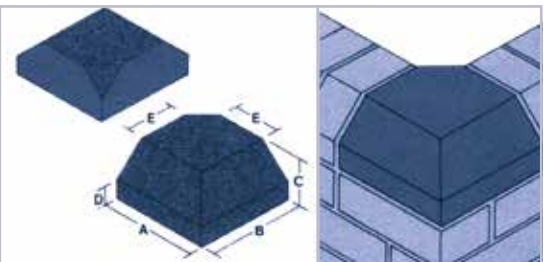
TYPE No.	A	B	C	D	E
AN.14.1	215	215	102	46	103
AN.14.2	215	215	102	60	131

AN.15 Double cant external return with internal mitre (canted corners on bed)



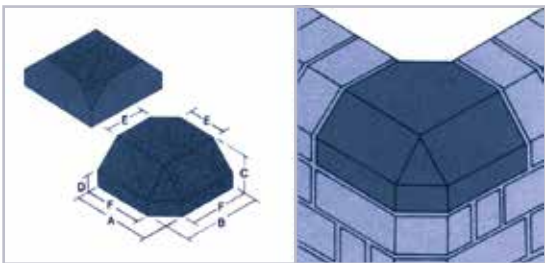
TYPE No.	A	B	C	D	E	F
AN.15.1	215	215	102	46	103	159
AN.15.2	215	215	102	60	131	173

AN.16 Double external return with internal slope (square corners on bed)



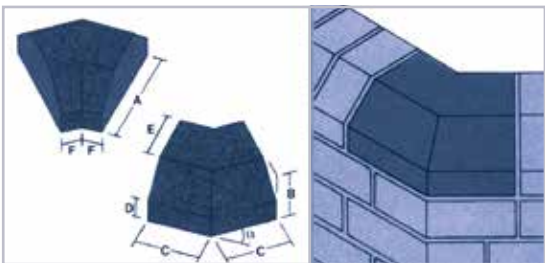
TYPE No.	A	B	C	D	E
AN.16.1	215	215	102	46	103
AN.16.2	215	215	102	60	131

AN.17 Double cant external return with internal slope (canted corners on bed)



TYPE No.	A	B	C	D	E	F
AN.17.1	215	215	102	46	103	159
AN.17.2	215	215	102	60	131	173

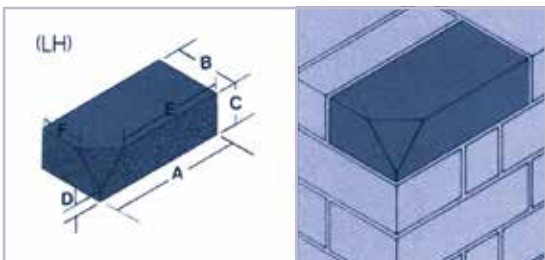
AN.18
Double cant angle



TYPE No.	A	B	C	D	E	F	α
AN.18.1	215	102	159	46	103	101	30°
AN.18.2	215	102	159	60	131	101	30°
AN.18.3	215	102	159	46	103	70	45°
AN.18.4	215	102	159	60	131	70	45°
AN.18.5	215	102	159	46	103	35	60°
AN.18.6	215	102	159	60	131	35	60°

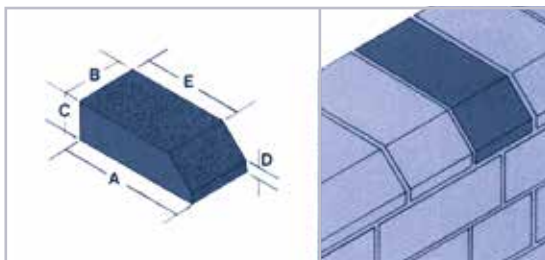
GROUP PL PLINTH BRICKS

PL.1
Plinth stop or cant stop (left or right hand)



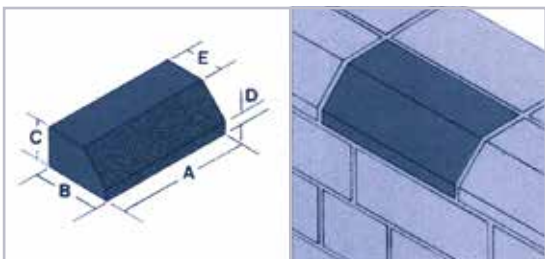
TYPE No.	A	B	C	D	E	F
PL.1.1	215	102	65	9	159	46
PL.1.2	215	102	65	23	173	60

PL.2
Plinth header



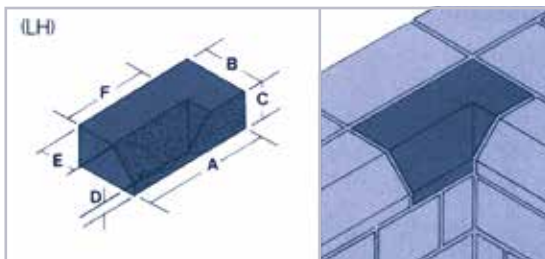
TYPE No.	A	B	C	D	E
PL.2.1	215	102	65	9	159
PL.2.2	215	102	65	23	173

PL.3
Plinth Stretcher



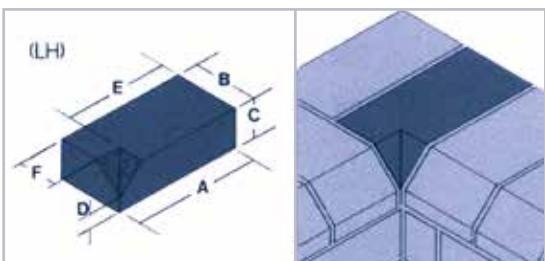
TYPE No.	A	B	C	D	E
PL.3.1	215	102	65	9	46
PL.3.2	215	102	65	23	60

PL.4
Plinth internal return (long) (left or right hand)



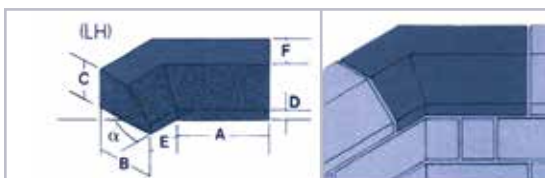
TYPE No.	A	B	C	D	E	F
PL.4.1	215	102	65	9	46	169
PL.4.2	215	102	65	23	60	155

PL.5
Plinth internal return (short) (left or right hand)



TYPE No.	A	B	C	D	E	F
PL.5.1	215	102	65	9	159	46
PL.5.2	215	102	65	23	173	60

PL.6
Plinth internal angle (left or right hand)

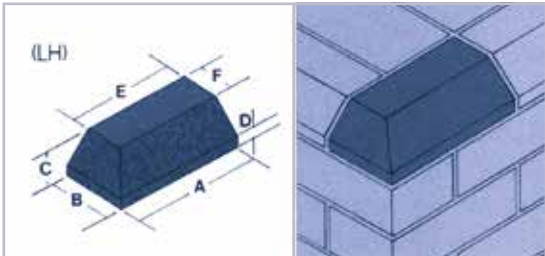


TYPE No.	A	B	C	D	E	F	α
PL.6.1	164 ²⁾	102	65	9	51	46	30°
PL.6.2	164 ²⁾	102	65	23	51	60	30°
PL.6.3	164 ²⁾	102	65	9	51	46	45°
PL.6.4	164 ²⁾	102	65	23	51	60	45°
PL.6.5	164 ²⁾	102	65	9	51	46	60°
PL.6.6	164 ²⁾	102	65	23	51	60	60°
PL.6.7	159 ¹⁾	102	65	9	102	46	30°
PL.6.8	159 ¹⁾	102	65	23	102	60	30°
PL.6.9	159 ¹⁾	102	65	9	102	46	45°
PL.6.10	159 ¹⁾	102	65	23	102	60	45°
PL.6.11	159 ¹⁾	102	65	9	102	46	60°
PL.6.12	159 ¹⁾	102	65	23	102	60	60°
PL.6.13	215 ²⁾	102	65	9	102	46	30°
PL.6.14	215 ²⁾	102	65	23	102	60	30°
PL.6.15	215 ²⁾	102	65	9	102	46	45°
PL.6.16	215 ²⁾	102	65	23	102	60	45°
PL.6.17	215 ²⁾	102	65	9	102	46	60°
PL.6.18	215 ²⁾	102	65	23	102	60	60°

1) Suitable for quarter bond without cutting.
2) Suitable for half bond without cutting.

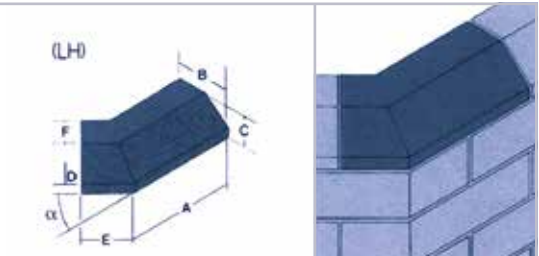
GROUP PL PLINTH BRICKS

PL.7
Plinth external return or right hand



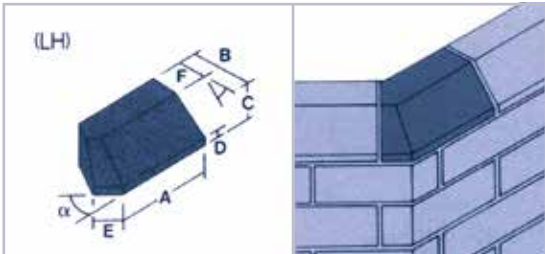
TYPE No.	A	B	C	D	E	F
PL.7.1	215	102	65	9	159	46
PL.7.2	215	102	65	23	173	60

PL.8
Plinth external angle (left or right hand)



TYPE No.	A	B	C	D	E	F	α
PL.8.1	159 ¹⁾	102	65	9	102	46	30°
PL.8.2	159 ¹⁾	102	65	23	102	60	30°
PL.8.3	159 ¹⁾	102	65	9	102	46	45°
PL.8.4	159 ¹⁾	102	65	23	102	60	45°
PL.8.5	159 ¹⁾	102	65	9	102	46	60°
PL.8.6	159 ¹⁾	102	65	23	102	60	60°
PL.8.7	215 ²⁾	102	65	9	102	46	30°
PL.8.8	215 ²⁾	102	65	23	102	60	30°
PL.8.9	215 ²⁾	102	65	9	102	46	45°
PL.8.10	215 ²⁾	102	65	23	102	60	45°
PL.8.11	215 ²⁾	102	65	9	102	46	60°
PL.8.12	215 ²⁾	102	65	23	102	60	60°

PL.9
Plinth squint (left or right hand)



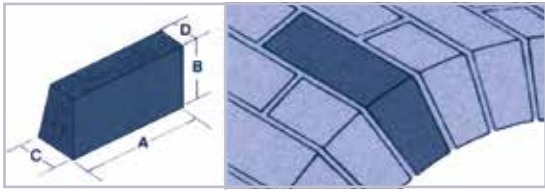
TYPE No.	A	B	C	D	E	F	α
PL.9.1	164	102	65	9	51	46	30°
PL.9.2	164	102	65	23	51	60	30°
PL.9.3	164	102	65	9	51	46	45°
PL.9.4	164	102	65	23	51	60	45°
PL.9.5	164	102	65	9	51	46	60°
PL.9.6	164	102	65	23	51	60	60°

1) suitable for quarter bond without cutting.
2) Suitable for half bond without cutting.

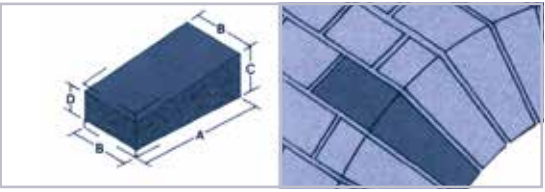


GROUP AR ARCH BRICKS

AR.1
Tapered header



AR.2
Tapered stretcher



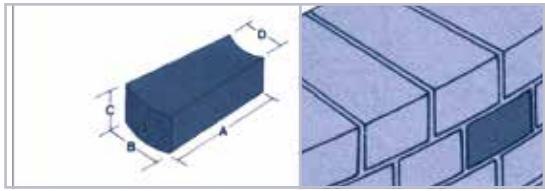
TYPE No.	Unit dimensions				Ideal span		No. of bricks in semi-circle (see note)
	A	B	C	D	Dimension	No. of whole bricks	
AR.1.1	215	102	75	59	910	4	20 or 21
AR.1.2	215	102	75	64	1360	6	28 or 29
AR.1.3	215	102	75	66	1810	8	36 or 37
AR.1.4	215	102	75	69	2710	12	53 or 54

TYPE No.	Unit dimensions				Ideal span		No. of bricks in semi-circle (see note)
	A	B	C	D	Dimension	No. of whole bricks	
AR.2.1	215	102	75	48	910	4	25
AR.2.2	215	102	75	55	1360	6	33
AR.2.3	215	102	75	58	1810	8	41
AR.2.4	215	102	75	63	2710	12	58

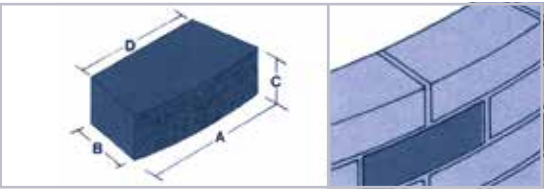
Note: Although AR 1 can be used for other than ideal spans by varying the number of bricks. Tapered Headers are frequently made to dimensions other than above. AR2 is less versatile because the longer voussoir joint accentuates splays.

GROUP RD RADIAL BRICKS

RD.1
Radial header



RD.2
Radial stretcher



TYPE No.	A	B ¹⁾	C	D ¹⁾	Ideal radius		No. of bricks in quadrant
					outer	inner	
RD.1.1	215	108	65	52	450	235	6
RD.1.2	215	108	65	70	675	460	9
RD.1.3	215	108	65	80	900	685	12
RD.1.4	215	108	65	89	1350	1135	18
RD.1.5	215	108	65	97	2250	2035	30
RD.1.6	215	108	65	103	5400	5185	72

Note: ¹⁾ Dimensions B and D in types RD.1 are segmental lengths.

TYPE No.	A	B ¹⁾	C	D ¹⁾	Ideal outer radius		No. of bricks in quadrant
					outer	inner	
RD.2.1	226	102	65	172	450		3
RD.2.2	226	102	65	190	675		4
RD.2.3	226	102	65	199	900		6
RD.2.4	226	102	65	208	1350		9
RD.2.5	226	102	65	215	2250		15
RD.2.6	226	102	65	221	5400		36

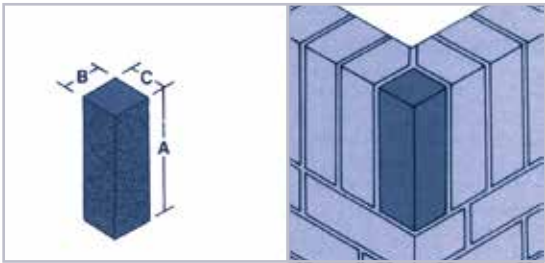
Note: ¹⁾ Dimensions A and D in types RD.2 are segmental lengths. D is not radiused

Ketley bespoke red special bricks at the Dudley War Memorial



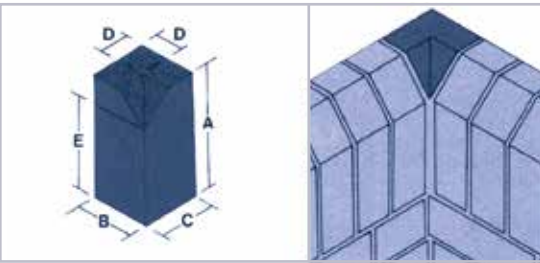
GROUP SD SOLDIER BRICKS

SD.1
Soldier return



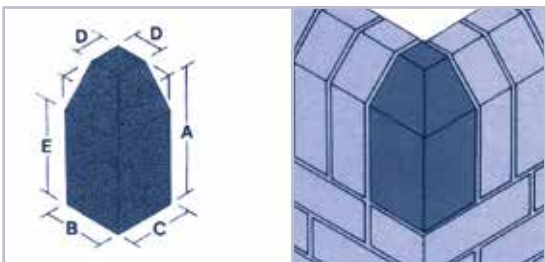
TYPE No.	A	B	C
SD.1.1	215	65	65
SD.1.2	215	102	102

SD.2
Internal soldier return to single cant on end



TYPE No.	A	B	C	D	E
SD.2.1	215	102	102	46	159
SD.2.2	215	102	102	60	173

SD.3
External soldier return to single cant on end



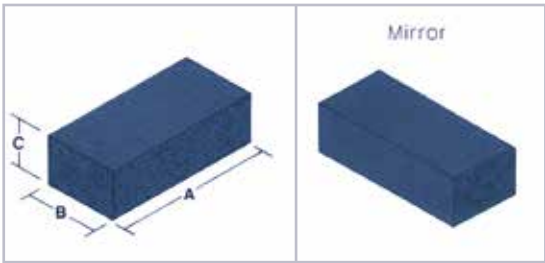
TYPE No.	A	B	C	D	E
SD.3.1	215	102	102	46	159
SD.3.2	215	102	102	60	173



Tapered special bricks in Staffordshire blue at Wichelstowe

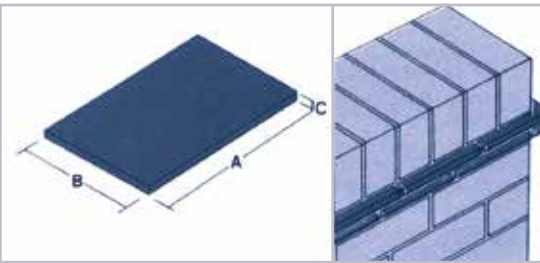
GROUP NS NON STANDARD CUBOID BRICKS AND CREASING TILES

NS.1
Non standard cuboid bricks



TYPE No.	A	B	C
NS.1.1	190	90	90
NS.1.2	290	90	65
NS.1.3	290	90	90
NS.1.4	215	102	50
NS.1.5	215	102	53
NS.1.6	215	102	73
NS.1.7	215	102	80
NS.1.8	233	112	73
NS.1.9	233	112	80

CT.1
Creasing Tile



TYPE No.	A	B	C
CT.1	265	165	11

N.B:
Not a BS reference.

TECHNICAL SPECIFICATION

FORM	Solid
FACED SURFACES	The surface of the bricks that are faced are shown by shading on the diagrams. Further surfaces can be faced at additional cost.
HANDED BRICKS	Where there are left and right handed versions this will need to be specified. Where the brick has a handed version, a left-hand (LH) or a right-hand (RH) version is shown.
COMPRESSIVE STRENGTH	Ketley blue, red and brown brindle squares when tested exceed 125N/mm ² . Although there is no standard method of measurement of special bricks in BS 4729, Ketley special bricks perform in the same way as the squares.
WATER ABSORPTION	Less than 4.5%
SOLUBLE SALT CONTENT	S2
FROST RESISTANCE	F2
MANUFACTURE	Etruria Marl fired to 1130°C
QUALITY SYSTEM	ISO 9001 : 2015
ENVIRONMENTAL MANAGEMENT SYSTEM	ISO 14001 : 2015

Ketley's new Brixel bricks



All descriptions, drawings and dimensions in this publication are typical of the product and their uses and should not be interpreted as a guarantee of characteristics, and shall not form part of a contract. In addition, although the information contained in this publication is believed to be correct and complete, it should not be regarded as being appropriate to any specific application, and neither the company nor its agents shall be under any liability whatsoever in the contents or for any loss, however caused.